


Project name

Type

QTY



■Features

- Output constant voltage
- Universal AC input: 100-130VAC
- Power Factor: up to 0.65
- High efficiency :up to 84%
- Protection:short circuit/over loading/ Over temperature
- Full protection aluminum housing
- CLASS II Power unit
- Easy installation
- Cooling by free air convection
- Compatible with Forward phase, Triac, MLV, ELV Dimmers
- Strong compatibility, flicker-free dimming
- Suitable for LED lighting and moving sign applications and others
- Compliance to worldwide safety regulations for lighting



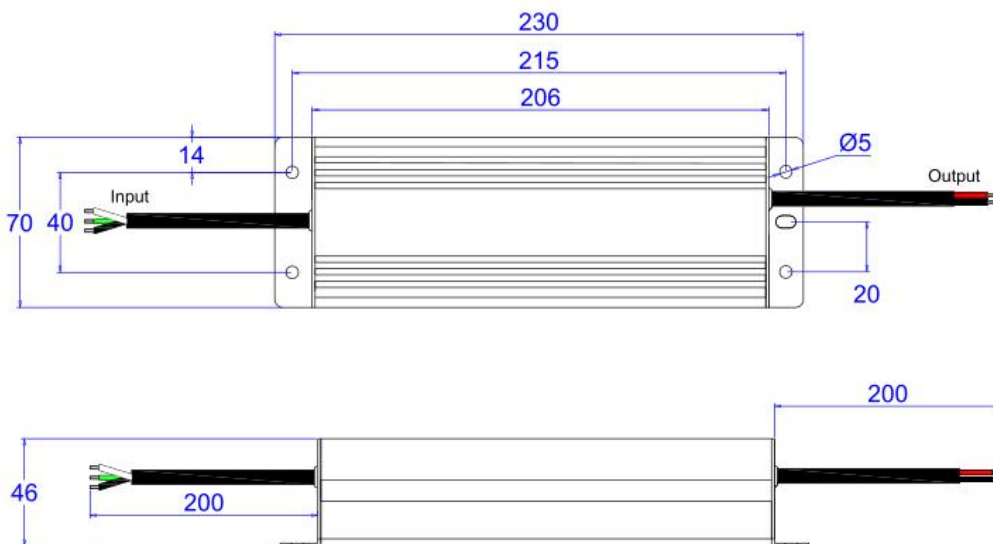
■Specification

Model		LW-DIM-ELV- 100~130VAC-CV-24V-96W-IP67-JBX	
Certificates		ETL、CETL、 FCC	
Output	DC Voltage	24V	
	Voltage Tolerance	±0.5V	
	Rated current	4.16A	
	Rated power	96W	
Input	Voltage Range	100~130VAC	
	Frequency Range	47-63HZ	
	Power Factor (Typ.)	0.65 (full load)	
	Efficiency (Typ.)	84%	
	AC Current (Max.)	1.7A/100VAC	
	Leakage current	< 0.50mA/120VAC	
Protection	Short Circuit	Hiccup mode, recovers automatically after fault condition is removed	
	Over Current	≤1.2*I out Hiccup mode, recovers automatically after fault condition is removed	
	Over Loading	≤120% Hiccup mode, recovers automatically after fault condition is removed	
	Over temperature	100°C±10°C shut down o/p voltage, automatically recover after cooling.	
Environment	Working TEMP.	-40~+60°C	
	Working Humidity	20~95%RH, non-condensing	
	Storage TEMP. Humidity	-40~+80°C, 10~95%RH	
	TEMP .coefficient	±0.03%/°C (0~40°C)	
	Vibration	10~500Hz,5G 10min./1 cycle,period for 60min. each along X,Y,Z axes	
Safety& EMC	Safety standards	UL1012	
	Withstand voltage	I/P-O/P:1500KVAC	
	Isolation resistance	I/P-O/P:100MΩ/500VDC/25°C/70%RH	
	EMC EMISSION	FCC Part 15 B	
others	Net. Weight	Driver 1.2Kg	With J5 1.75Kg
	Size	230*70*46mm (L*W*H)	380*77*57mm (L*W*H)
	packing	324*279*176mm 10PCS/CTN	415*360*190mm 10PCS/CTN

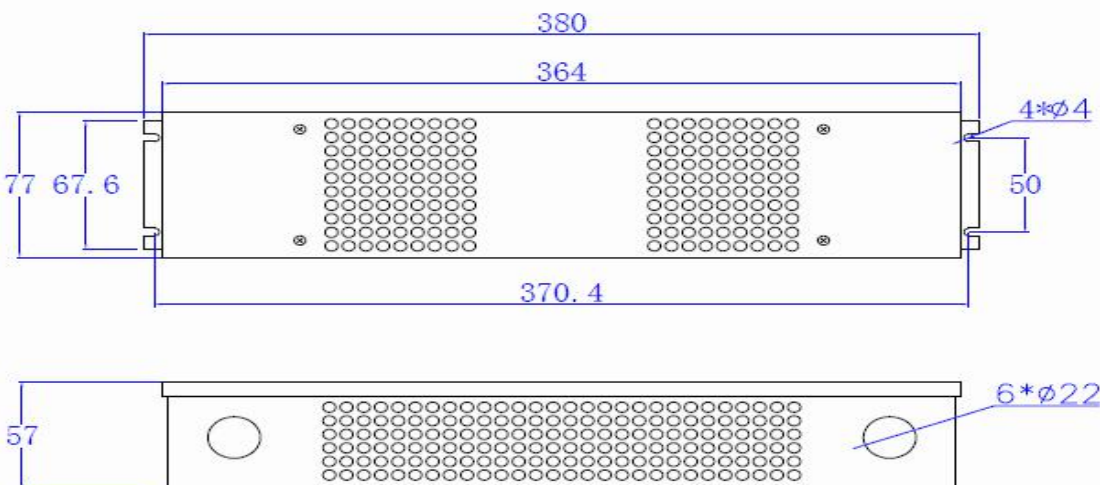
Notes

1. All parameters if NOT specially mentioned are measured at 120VAC input , rated load and 25°C of ambient temperature.
2. To extend the driver's using life ,please reduce the loading at lower input voltage.
- 3.Loading should be 5-100%.

■ Phase/Triac Dimmable driver Mechanical Specification



※ Input black(L) and white(N) wires to be connected to AC, Green wire to be connected to ground; output red and black wires to be connected to led lighting.



J5

Project name**Type****QTY**

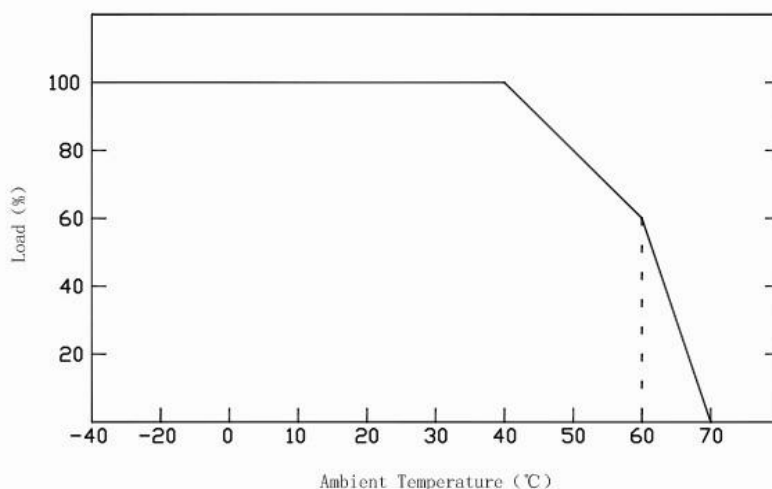
■Dimming Operation

- ※The Pulse-Width Modulation (PWM) of output voltage can be adjusted through input terminal of the AC phase line(L) by connection a phase/triac dimmer.
- ※Usually matching with Forward phase , leading edge , Magnetic low voltage triac dimmers, (or Reverse phase, trailing edge ,Electric low voltage, Triac Dimmers can be customized!)
- ※Please try to use dimmers with power at least 2.5 times as the output power of the driver.

■Warning

- ※Prevent to reverse polarity; Output polarity: RED "+"; BLACK "-"
- ※Risk of Electric Shock. When used outdoors, install only on a circuit protected by a Class A GFCI;
- ※Risk of Fire. Installation involves special wiring methods to run wiring through a building structure. Consult a qualified electrician;
- ※Risk of Electric Shock. Mount the unit at a height greater than 1 foot from the ground surface.

■Derating Curve



- ※To extend their life, please refer to the Derating Curve and derate according to the temperature.

Project name

Type

QTY

■ Connecting Diagram

