

Project name

Type

QTY

CASCADE 60W



CCT	Colour Change RGB / Static White (30K - 40K - 50K)
INPUT	120VAC / 240VAC
WATTAGE	60W
LED QUANTITY	36
OPTICS	15° / 30° / 45° / 20°*60°
OPERATING TEMPERATURES	-20°C to 40°C
DIMENSIONS	L340*W55*H184mm
MATERIAL	Aluminum Alloy
FINISH COLOR	White / Black



IP65 RATED

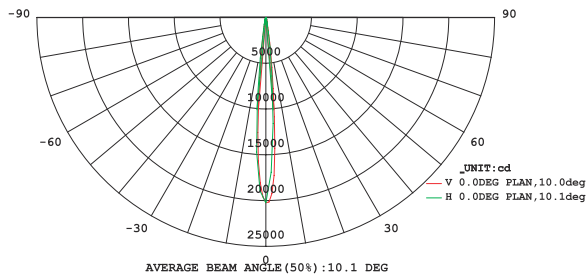


+50,000hrs lifespan

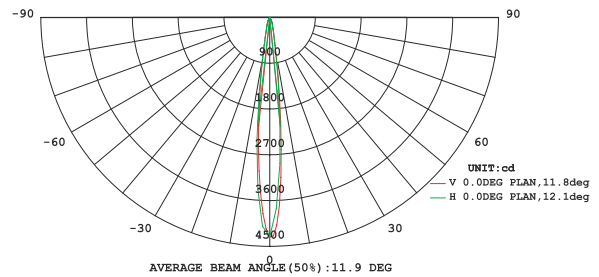


PHOTOMETRICS DATA

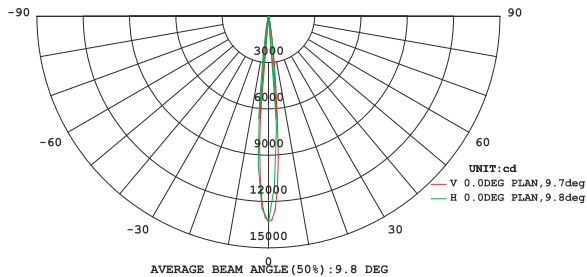
CANDELA DISTRIBUTION



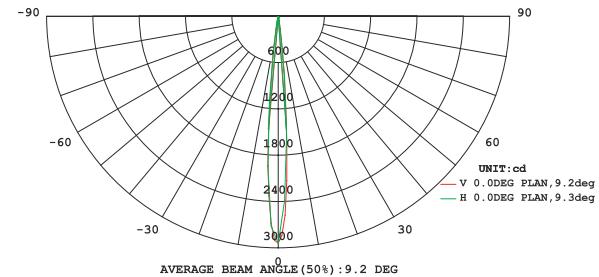
RGB



Red



Green



Blue

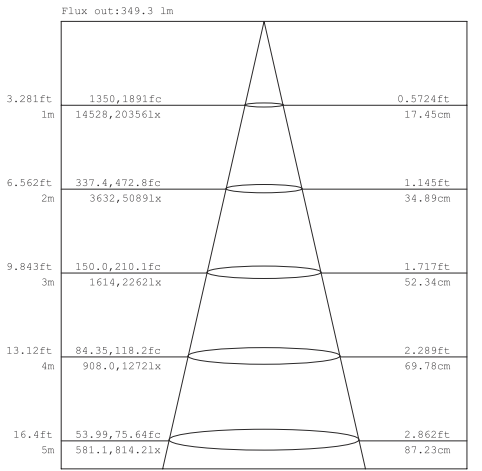
Project name

Type

QTY

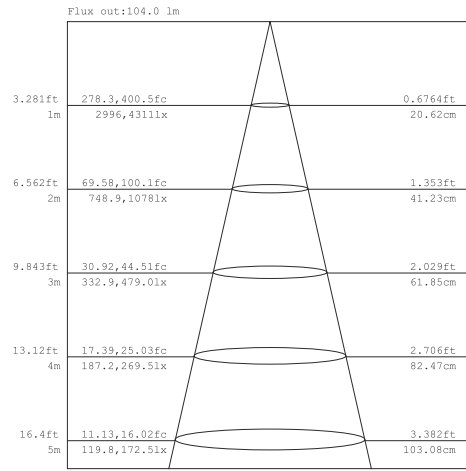
ILLUMINANCE AT A DISTANCE

LWCS-60W Beam Angle: 15°



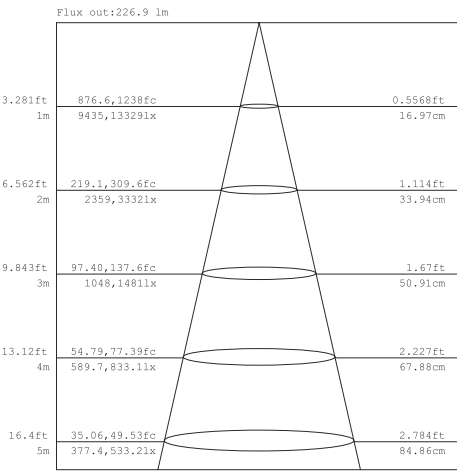
Note: The Curves indicate the illuminated area and the average illumination when the luminaire is at different distance.

RGB



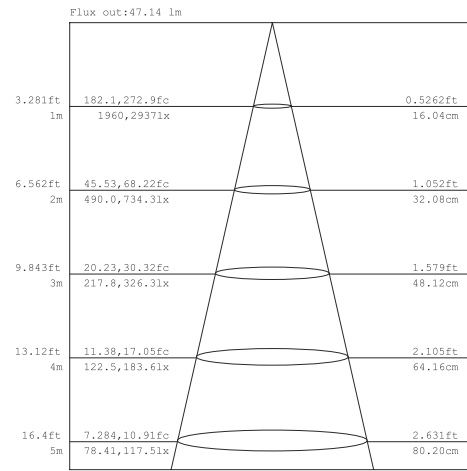
Note: The Curves indicate the illuminated area and the average illumination when the luminaire is at different distance.

Red



Note: The Curves indicate the illuminated area and the average illumination when the luminaire is at different distance.

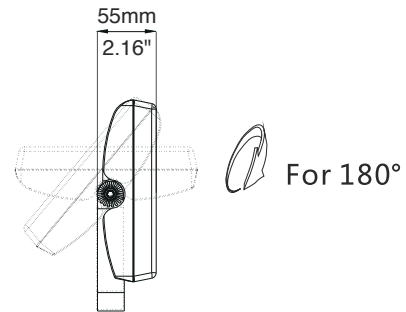
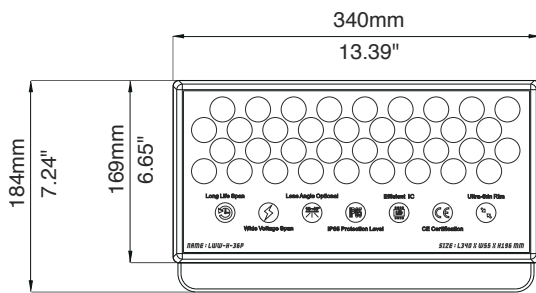
Green



Note: The Curves indicate the illuminated area and the average illumination when the luminaire is at different distance.

Blue

DIMENSIONS



Project name**Type****QTY**

ORDERING OPTIONS

Ordering example : LWCS-60W-RGB-15-240-DMX

Colour Temperature	<input type="checkbox"/> 30K - 3000K	<input type="checkbox"/> 40K - 4000K	<input type="checkbox"/> RD - RED	<input type="checkbox"/> GN - Green	<input type="checkbox"/> BLU - Blue	<input type="checkbox"/> RGB - Red, Green, Blue
Optics	<input type="checkbox"/> 15 - 15°	<input type="checkbox"/> 30 - 30°	<input type="checkbox"/> 45 - 45°	<input type="checkbox"/> 20x60 - 20°x60°		
Input Voltage	<input type="checkbox"/> 240 - 120 - 240V					
Control	<input type="checkbox"/> DMX - DMX Control		<input type="checkbox"/> OO - On/off Control			

Additional Ordering Information

Notes |