

PROJECT NAME

TYPE

QTY



ALINA G10 ADJUSTABLE

Our Alina family offers you an architectural solution that is customizable to your needs and can be adapted to fit almost any space, including a winding hallway full of twists and turns. An ever-growing number of fixtures are compatible with the Alina and can be changed as trends and your needs evolve in time. These fixtures can be controlled individually – or as a whole group – with most of the smart home controllers on the market.




Colour Temperature	2700K, 3000K, 3500K, 4000K
CRI*	90
Lumen Output	764lm
Lumen/Watt	85lm/W

Input Voltage	Alina Master, 24VDC
Constant Voltage	24V
Consumption	9W
Dimming Options	Alina Master, LUWA Smart LED Driver
Material	Aluminum body, Polycarbonate baffle

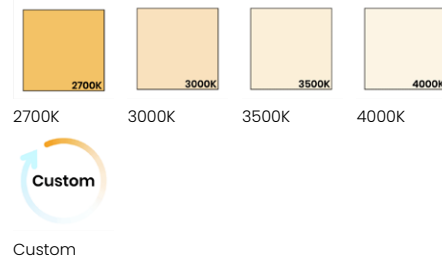
*Please note this information is based off a 4000K LED Source.

*Please note this information is based off a 4000K LED Source.

BAFFLE FINISH



COLOUR TEMPERATURE



PROJECT NAME

TYPE

QTY

ORDERING OPTIONS

Alina G10 Adjustable

Product Code	Exterior Finish	Baffle Finish	Diffuser	Optics	Colour Temperature	Control Options
LWAL-G10-TT	---	----	--	--	---	----
	MBK - Matte Black	CH - Chrome	AD - Asymmetric Diffuser	15 - 15°	27K - 2700K	PAM - Powered by Alina Master (24V)
	MWH - Matte White	GBK - Glossy Black	CD - Clear Diffuser	30 - 30°	30K - 3000K	LUWA - Smart LED LUWA Ecosystem
	CU - Custom *	GWH - Glossy White	SD - Square Diffuser	45 - 45°	35K - 3500K	
		GD - Gold	NA - None		40K - 4000K	
		MBK - Matte Black			CU - Custom	
		MWH - Matte White				
		ROGD - Rose Gold				
		CU - Custom *				

* Min. Qty and additional fees may apply.

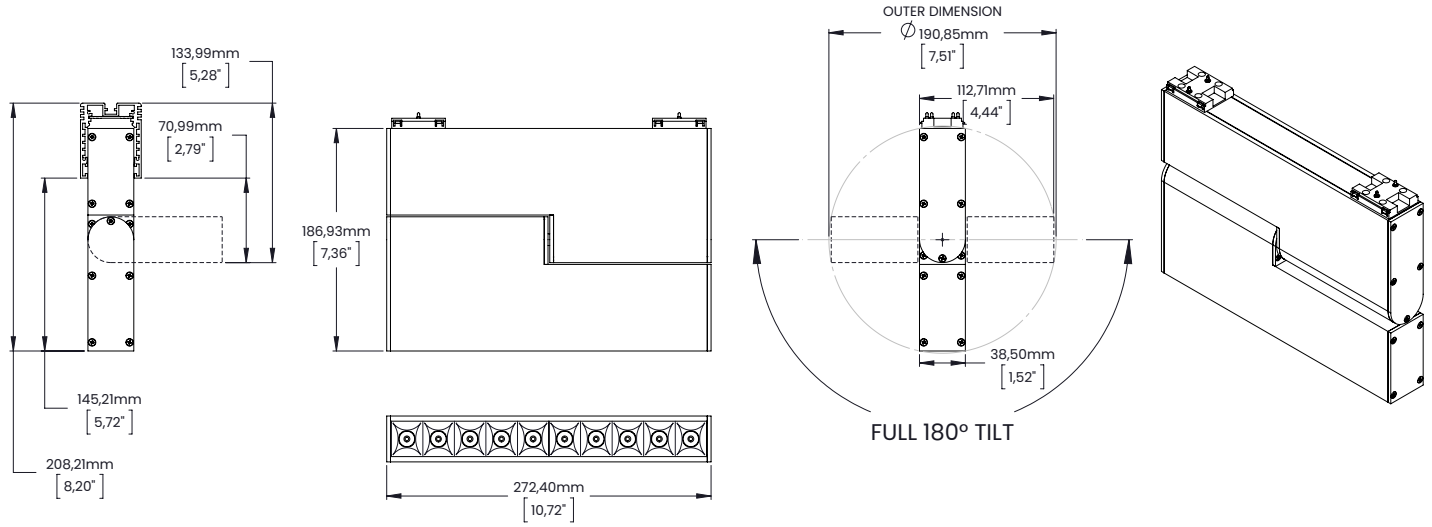
Additional Ordering Information

Notes |

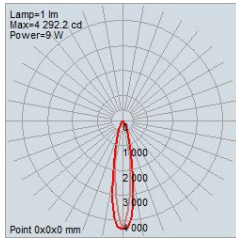
PROJECT NAME

TYPE

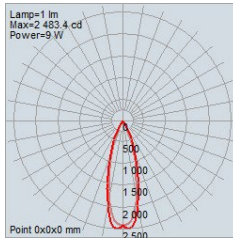
QTY



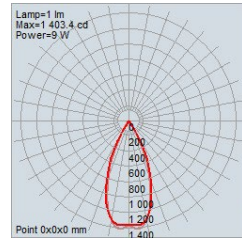
Photometrics Data



15° - 4000K



30° - 4000K



45° - 4000K

Compatible With



Alina Master Trimless



Alina Master Surface Mounted



Alina Master Suspended